





Year 1 Home Learning - Summer 1 - Enchanted Woodland

<p>Plant some seeds or bulbs at home, take photos and keep a diary of how they are growing.</p> 	<p>Write a set of instructions for an activity of your choice e.g. how to tidy your room or how to make a snack.</p>	<p>Make a home for a tiny magical creature, such as a woodland fairy, use a variety of small items such as moss, sticks, pebbles and leaves.</p> 
<p>Take your family for a woodland walk, what signs of spring can you find? Choose how to present your information.</p>	<p style="text-align: center;">An idea of your own!</p> 	<p>Create teeny treats for an imaginary woodland creature. You could bake mini pies and crumbles, chocolate logs with edible flowers, a gingerbread house and fairy cakes...</p>
<p>Create a piece of art using natural materials in the style of Andy Goldsworthy.</p> 	<p>Make a mini book or leaflet about your favourite woodland animal using facts.</p>	<p>Write a story set in an 'enchanted woodland'.</p>