

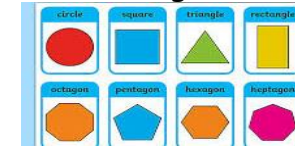
Write the letters of the alphabet. Keep practising until you can write all the letters using the correct formation.




Create a portrait of your face using pencil, pen or paint. Don't forget to look carefully in the mirror. What shape are your eyes? Do you have eyebrows?



Look around your house for different 2D shapes. What shapes can you find? Can you tell your adult and explain how you know e.g. It is a triangle because it has three straight sides.



Have a go at this experiment:  
<https://www.sciencefun.org/kidszone/experiments/floating-egg/>



*Be as creative as you like and enjoy the home learning activities.*  
*Home Learning can't currently be brought come into school but we would LOVE to see photographs and notes on Tapestry about any home learning - either home learning using the ideas on this page or any other 'wow' moment!*

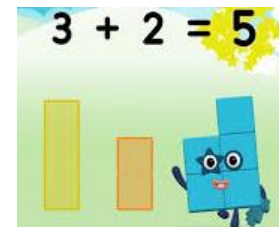
Choose 5 items from your house. Which is the heaviest? How do you know? Can you arrange the items from the heaviest to the lightest?



Make up a firework poem. Could you perform your poem? Perhaps your adult could record your poem and add it to Tapestry?



How many different ways can you make 5?



Please add a picture to tapestry showing something you want to share with the class e.g. a trip during half term, a favourite toy at home, a special person, a new skill you have mastered such as riding your bike etc.

